

2019-2020

Volunteering for Environmental Education



Forumul Cetatenesc Pentru Actiune Sociala si Educatie Civica

<http://www.fcasesc.ro/>

2019-2020

PROJECT FINANCED BY EUROPEAN UNION

Located in Dragasani- Valcea- Romania



VOLUNTEERING for Environmental Education

VOLED is a project address the spirit of young people; 10 Volunteers from different countries aim to raise awareness among youth about the environmental education in Dragasani's community and rural communities around.



Who we are?

We are 10 active volunteers coming from different backgrounds, countries, cultures, interests and motivations gathered in Dragasani- Romania to be involved in this project aiming to implement the idea of VOLED-EVS funded by Erasmus+ and the European Solidarity, in this brochure you'll get to know better about our team.

Participated Countries:

Georgia	LERI, MARIAM	
Jordan	SHATHA	
Tunisia	YACINE	
Ukraine	VITALI	
Turkey	BURAK, SENA SAVAS, ONDER	
Gambia - Italy	ISMAELA	

Our Vision

To create an environmental friendly society which can actively get involved in Environmental Education.

Our Mission

By involving schools students using different methods such as learning through games, Theater, Audiovisual education or multimedia-based education (MBE) and many other methods will be detailed later on.

To involve the local Community and the government body to participate in activities like Awareness, Conservation, Non-Formal Education, Community participation, Solid waste management, Sustainability, recycling, Income generating, etc.



This project is funded
by the European Union

Our Team Members

Now Let us know about our volunteering team and this is some information they wrote about themselves in their own words:

My name is Vitalii and I'm from Ukraine. The range of my interests and hobbies is very broad. I adore traditional music from different parts of our planet. I am also keen on football and other sports. I like to travel and to spend my free time in the open air. I love walking in the forests, hiking, discovering interesting colourful places. Sometimes I read books. I like to attend concerts and open-air-festivals.

One year ago I graduated my university and spent one year working in the office. This kind of living seemed boring to me, that's why I decided to change something in my life and apply for the project in Drăgășani. I'm sure we'll have a great time here!



My name is Sena. I'm 24 years old. I am from Turkey city is izmir..I am history teacher in high school.I love my students and teaching.I love getting to know new people,different countries and cultures..Also my hobbies are listening to music,playing sports, reading books and exploring new places.I came to this project because I love working actively,learning new things ,being productive.I want to improve my English and learn the local language of Romania.I believe that I will be productive and successful in this project,contribute with my experience and deal with the challenges...



My name is Burak Erbalci. I am from Turkey. I live in Gaziantep. I'm 24 year old. I love extreme kinds of sport, reading and adventures. After graduating from college I decided to take part in the EVS project. I have had an experience of volunteering to communicate with stringers, to recognize different cultures and to help people in different parts of the world. Then, it's always very challenging to me the adaptation on different cultures, developing this way more senses of human skills. I am a civil engineer. That's why I chose a project related to nature. Because of urbanization the world is just turning into a huge building. We need to be aware of our future and the planet to shop this situation. I am here to share my energy and happiness.





Hi i'm Yassine ,28 years old and i m graduated as superior technician in electronics . I volunteered to participate in this EVS hoping to be more selfless person and not only to embrace Romanian culture but also to learn its language. I hope that our touch as volunteers makes a positive impact on the youth's way of life and provide them guidance in order of building a better future.



Hello my name is Leri, I am 20 years old former sportsman from Georgia. I became volunteer because I wanted to experience this kind of lifestyle and I wanted to learn how to live with different people with different culture or religion or etc.

So I'm glad that I am finally here.

Wish you best luck to every volunteer in Romania.





I am really happy to be here.

I decided to come in Romania to meet new people from different countries, to share my experiences with them and to learn other languages. I'm happy to be here, in Romania, because I never came here before and because I'm sure that I'll learn a lot of things.

Hello, my name is Ismaila Sow. I'm 25 y-o and I am from Gambia, I was living in Italy before to come here. I started to work with disabled people in 2017 & end up this job in 2018.



Hello, My name is Savaş. I am from Turkey. I studied at the faculty of communication and still studying sociology. I also worked at Educational Volunteers Foundation of Turkey. I worked with so many volunteers and kids. Now I'm taking a break for one year. I want a new experience full of adventure, I want to meet new people and also I want to improve my English speaking skills so I decided to come to Romania. I hope it will be a beautiful year for of us.





Hey ☺ ზამარჯღობა

My name is Mari Aptsiauri, from Tbilisi, Georgia. I was born in 1996. I am a third grade student in Tbilisi state university and study law , but i am taking a break for one year.

I decided to became volunteer for EVS because i want to improve my language skills ,get new experience , learn how to be independent because I never participated in an international project .. I was very pleased to find out that Romania was the host countrie, being one of the oldest and most beautiful countries on earth ✨

Living in Romania will be a splendid experience for me. I am sure this experience will make me grow up a lot. 💖

My name is Önder Yılmaz. I'm from Turkey. I'm a university student in Turkey. I study economics. I love to do sports, read books and travel different places. In addition, one of my areas of interest is to know the cultures and people in different regions and to establish social relations with them. The reasons I prefer Romania is that I know how sincere and extremely benevolent people are. This my first EVS experience and I'm very excited. I'm pretty sure we're going to do very nice and efficient activities with my team mates here. There is no doubt that friends accepted into this program are really lucky





Marhaba, 🖐️

Am Shatha Nsour, 29 years old from Jordan.

I have a BA degree in planning and projects management also I studied Monitoring, Evaluation and Project management for NGO's-Diploma at the German University/Jordan.

As a volunteer here in Romania with Voled am aiming to have a new experiences to strengthen my career in the projects management, social media, administration and to explore much more about all the cultures and all about other people.

I like to travel to all the places in the world🌍 to create new memories, represent my Arabic culture and my beloved country JO.

Also my team and I are motivated to make difference, to support others as much as we can, my team are the best they making it easy for me to get away from home for the whole year, already I feel that Dragasani-Romania is my home sweet home.




Our Methods

#	Educational Method	Activity	The Result of the Event	Tools & Materials
1	Method of discussions	Pollution caused by overuse of plastic	<p>Method of discussions is one of the most popular teaching methods. Leading discussions can also be one of the most rewarding. The use of this method allowed us to stimulate critical thinking of the students. In this kind of activities we tried to establish a conversation, we appreciated any student contribution and at the same time tried to challenge them to think more deeply. Usually we started a conversation after showing a video or a presentation on a very impressive topic connected to ecology. In this moment their minds were the most focused on the topic what allowed us to listen their deep ideas on the ways how can be changed the ecological situation in the word and what should every citizen do to make the situation better.</p>	<p>Projector, Group of Participants, writing supplies (pens, colures, papers)</p>
		Fire in Amazon region		
		Ecological situation in our countries		
		Ecological awareness		
		Fires in Australia		
		Endangered animal species		
		The Earth is in Our Hands		
2	Trainings and Youth Exchanges	Ramnicu Sarat Youth Exchange	<p>To explore different cities in Romania meet other volunteers and raise our knowledge and have a different Ideas</p>	<p>Fully covered Transportations, meals and couch</p>
		On Arrival Training		
		MID Term Training		
		Caciulata Youth Exchange		
3	Seminars	Ecological Info Point	<p>Introduce the experience to the other people who may be have the same interest to advertise this type of projects.</p>	<p>A Public space to meet the targeted criteria (students and Youth)</p>

4	Use of the Internet, Media and Printed broadcasts	VOLED EVS Facebook page https://www.facebook.com/voled.evs appearance on two different TV Shows, and procures, fliers and Newsletter also Project webpage	Use the available technologies to promote our activities and pronounce the public all the updates of our volunteering experiences	Internet connection, smart Devices and public relationships
5	Experiment Method	Let's Do It Romania Campaign	To verify the environmental educational purpose the volunteer must apply the method and experience it in front of the student.	<ul style="list-style-type: none"> • Garbage bags • Work gloves • Shuffle • Trees • Others
		Stefanesti Campaign		
		Plant for the Future		
		Fund Raising Campaign		
6	Mixed-Teams Dissemination Method	Launching Conference	The Organization gathering all the volunteers in one venue and each team describe the experience in the beginning and in the end of the project.	Venue, Participants, Intercultural Exchange
		Intercultural Nights		
7	Energizers	Dish, Pa, boom 1 2 3 4 Orange, Apple Banana Oh Pata Pata Catch the finger Look In the eye Kahoot App Stop- Walk Flash mob Karaoke	To Prepare the students Mentally and physically, break the ice, raise the spirit, enable the spirit of teamwork.	Good ideas, high spirit, quick moves and time management.
8	Sending Messages via Art	Drawing on the classrooms walls	To use the art in motivating the students through kind messages in their classrooms and nice shapes to encourage them to love their school.	Paints, projector, nice messages Cartoon
		Be Part of Europe (European Map Buzzle)	To involve the students to be part of the European Union and all the good benefits being a European Solidarity member	

Our Project Album



VOLED-EVS



VOLED-EVS



VOLED-EVS





VOLED-EVS



VOLED-EVS



VOLED-EVS



VOLED-EVS




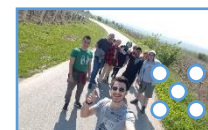

VOLED-EVS



VOLED-EVS



VOLED-EVS





VOLED-EVS



VOLED-EVS



VOLED-EVS



VOLED-EVS



VOLED-EVS



VOLED-EVS



VOLED-EVS



VOLED-EVS

VOLED-EVS



VOLED-EVS



VOLED-EVS



VOLED-EVS



VOLED-EVS



VOLED-EVS



VOLED-EVS



Further to the methods that mentioned in our table briefly let's explain each Educational method and how we connected them with our activities.

Our project is concerned about the Environmental (Ecological) Education, Non-formal education, in-doors educational methods the out-doors methods as well, digital and the experimental education and many others; all of them are based on the groups and team work which they are so important to involve the students in our activities from the beginning till the end by team building games and many energizers to create the boundaries between the volunteers and the targeted group (students).

The most environmental education teaching methods are Discussion method, Demonstration method, Project method. Discussion is a teaching strategy generally adopted to promote team work and develop critical thinking and analytical abilities, and positive attitudes among learners.

Education is a journey to knowledge, skills and values, to successful realization through gradual and effective personal and social development. The journey is successful when the final destination is known beforehand, when we know where to go and how to reach there.

1- Project Method:

Using the project method, the verbal, visual and practical methods combine, exerting their influence on thoughts, emotions and motor actions. The student is the leading factor of his own education and development, having personal goals and plans as well as achieving the goals in the National educational standards. Because of that, innovative methods help the student understand his own capacities and choose a system of learning which is most rewarding. Each one of the cognitive activities stimulates the development of the basic educational competences.

2- Group Focus Method

First, we briefly provided information about our daily activities.

- What kind of things did we prepare for you?
- How can we best explain the environmental problems experienced worldwide?
- What kind of ideas can we get for the environmental problems you are experiencing?
- How can we keep our energy alive in the activity?

First of all, we increased our energy with a short and fun game in the classroom. Everyone held the thumb of one hand in the air and the other hand in the air. Then the other

volunteers did the opposite around it in turn and tried to catch each other's fingers in three seconds. Everyone enjoyed it until the game was over.

Then we started to transfer the important part of the event. We used materials such as projectors and computers in the presentation. We talked about the environmental problems of countries in the world.

- Unconscious forest destruction in Ukraine

- Pollution problems in South Africa

- Forest fires in Turkey

- Air pollution in the Arab Region

- Water pollution in Georgia

Then we got the students ideas about the environmental problems in Romania and what can be done for these problems. We talked about mutual opinions and suggestions. We finished the tiredness of the day with the photos taken in the final.



3- Mixed-Tems Dissemination Method

This time we continued our activity with our students in the Dragasani Library. First of all, we made a short statement.

- Purpose and content of the activity
- The positive things it can bring us
- Negative situations that can be changed positively

Topics included in the activity;

- How can I participate in volunteering projects?
- What problems can I encounter when I join the project?
- How can I meet the expectations of the project from me?
- What advantages can I add to myself at the end of the project?

We shared our own experiences with the students about the above issues. Then we got various questions and ideas from the students. We talked about these issues mutually. Then we held an information competition in electronic environment. We gave small gifts to the winning friends.

We completed this educational activity with the photos we took later.



4- Experimental Method:

a- Planting the Trees

Duration: depends on the amount of trees

Group size: any amount of participants.

Objectives:

- To get energized
- To encourage group-working
- To increase ecological awareness
- To think environmental-friendly globally, to act locally

Tools:

- 1 facilitator
- 2 assistants per 20 participants
- The young trees
- Shovels
- Buckets with water

Description:

Planting of greenery is a simple well-known method that increases global ecological awareness through local acts, encourages identifying yourself as a part of nature by environmental-friendly behavior and sharing collective values in a practical way. At the same token, enriching gardens by planting trees has a psychotherapeutic effect because it requires being outside into the wild, releasing physical energy and focusing on meaningful visible outcomes.

The crucial things that we need are the appropriate weather conditions (a balance between cool and warm temperature in early spring), the garden or any place with productive soil, enough light and dampness, the adapted to a particular climate young trees before the leaves appear, shovels and buckets with water, and, of course, our understanding the consequences of such kind of behavior. It's better to divide the participants into small teams (2-3 persons) to share the certain responsibilities. First things first, we dig into the ground a hole 2-3 times as wide as a diameter of a root ball. The second step is putting the root ball into the hole. Then it's necessary to water the root and cover it with soil, leaving soil loosened and the tree stable. Must be remembered, one of the most important parts of planting the trees is checking from time to time and care about its growth.

Important to emphasize that trees provide tremendous benefits such as vital for breathing oxygen and purifying the air in general, cool shade during hot weather, conserving water, reinforcing soil, providing shelter for wildlife, get alone an aesthetic pleasure. The method above is the simple and enjoyable way to make our life greener by taking care of trees as the lungs of the Earth.



b- Cleaning the local area

Duration: 2 hours (depends on the extent of the area)

Group size: 20 participants

Objectives:

- To clean the local streets out of waste
- To encourage eco-friendly behavior
- To raise environmental awareness
- To collaborate with teammates

Tools:

- 1 facilitator
- 2 assistants
- Garbage bags
- Work gloves

Description:

Cleaning the local areas, involving the young generation from local schools, is an effective method of increasing eco-awareness by face-to-face dealing with the real demonstrative example that the sore point exists, is relevant and so close to us. Additionally,

it helps to get to know the local inhabitants, unconsciously motivating them to review their eco-vision and behave environmental-friendly.

To release this method we need people with rubbish bags and work gloves and the locations covered with plastic and other ungradable waste. The task is to divide into small groups (3-5 members) and to start collecting the garbage. It is better to choose the leaders in each group, to give the name for the teams, to create a motto in order to clean the area competitively and have fun during the activity by singing songs, talking about the tips how to use the planet's resources wisely, about reducing, reusing and recycling, planning the ways of sharing the obtained knowledge with the surrounding environment, etc.

In conclusion, cleaning the local area is a simple method that empowers all generations team-working, personal development, getting along with nature and locals, and increasing eco-awareness in general.



5- Method of discussions

Method of discussions is one of the most popular teaching methods. Leading discussions can also be one of the most rewarding. The use of this method allowed us to stimulate critical thinking of the students. In this kind of activities we tried to establish a conversation, we appreciated any student's contribution and at the same time tried to challenge them to think more deeply.

Usually we started a conversation after showing a video or a presentation on a very impressive topic connected to ecology. In this moment their minds were the most focused on the topic what allowed us to listen their deep ideas on the ways how can be changed the ecological situation in the word and what should every citizen do to make the situation better.

Together with the students of different schools of Dragasani we discussed the next topics:

- a) Pollution caused by overuse of plastic;
- b) Fire in Amazon region;
- c) Ecological situation in Gambia, Tunisia, Turkey, Georgia and Ukraine;
- d) Ecological awareness;
- e) Fires in Australia;
- f) Endangered animal species.





6- Audiovisual method

Audiovisual education or multimedia-based education (MBE) is instruction where particular attention is paid to the audio and visual presentation of the material with the goal of improving comprehension and retention. According to the Webster dictionary, audio-visual aids is defined as "training or educational materials directed at both the senses of hearing and the sense of sight, films, recordings, photographs, etc. used in classroom instructions, library collections or the likes".

Modern practice shows that the young generation accepts the information from videos and visual presentations much faster so we decided to use this method in our activities pretty often. We found for our target groups different kinds of videos on ecological topics, we showed them educational cartoons and created presentations by our own. To bring some fun and to make the general atmosphere more open and to reinforce the new information as well we played a quiz using the big screen and a video projector.

So, let us assume in which topics we have discussed using this method during our EVS:

- a) Fires in Amazon rainforests;
- b) Ecological situation in our countries;
- c) Pollution in Dragasani and Romania;
- d) EVS/ESC Programmes;
- e) Ecological education;
- f) Fires in Australia;
- g) How to decrease pollution and overuse;
- h) Endangered animal species.



7- Analyzation for the surrounds Method

Amazon Rainforest is On Fire

Duration: 50 minutes for each class

Group size: 10-12 participants

Objective:

To energize participants

To encourage group-working

To be able to observe carefully what is going on around us

To raising awareness of natural phenomena

To inform about natural disasters

Materials:

1 Facilitator

1 projector for video

10-12 participants

Description:

Unfortunately we witnessed bad News from the Southern America the Amazon rainforest has burned. In fact 20% of the Amazon has disappeared in just 50 years. This year, between January and August, almost 73,000 fires have been recorded, which is nearly double 2018's total of nearly 40,000 fires. It's a high record.

Since the beginning of the fires on August 2019 the recorded of the last year has been doubled and recorded 80,000 new fires with 77% of the lost land of the rainforests. For this reason, we had activities with the students of Bratianu High School for two days included videos about the importance of Amazon rainforest for our planet.

They formed three groups we covered with them: Causes, Consequences and Statistics workshops aimed to teach the students the great impact of the forests and the danger the planet facing if we lost Amason forests and the other forests in the world also how we can protect the nature from these kinds of disasters, their interaction was so obvious and we were so excited that we touched their emotions; we showed them a basic natural law that says all human beings are connected, so some people tragedy we'll affect all of us eventually.



8- Recycle the surrounding materials Method

a- The Earth is in Our Hands

Duration: 50 minutes for each class

Group Size: 15-20 participants

Objective:

To reuse materials such as plastic, paper, metal

To directing students to think and create more

To show the importance of the world and the environment

To inform about the importance of recycling

Materials:

1 Facilitator

Plastic paper, bottles etc. for recycling

Projector

15-20 participants

Description:

To ensure that our message in the Ecological Education we are trying to reuse the materials such as; plastic, papers, metal and many others also involving the students in activities which driving them to think and create more and one of these activities is The Earth is in Our Hands.

The activities of The Earth is in Our Hands was located in our beloved school Liceul Tehnologic Bratianu. The students formed 3-4 groups in each class we cooperated to make some beautiful posters. We had a great time and at the same time to think about the importance of the Earth and environment. The students did a great job and they were open and creative on the other hand they learned that the big difference could be happen even from a small action like drawing a poster or by recycling the surrounded materials.



b- Can we make our wastes useful gain?

This activity is mainly about taking part in recycling, our tools were simply used papers, cartoon, plastic bottles and many used office or domestic materials to put them back in use and to stop accumulating more wastes in the nature.

The session started with a brief presentation and energizer to break the ice.

The students and volunteers unleashed a superb amount of creativity including art, crafts and origami.

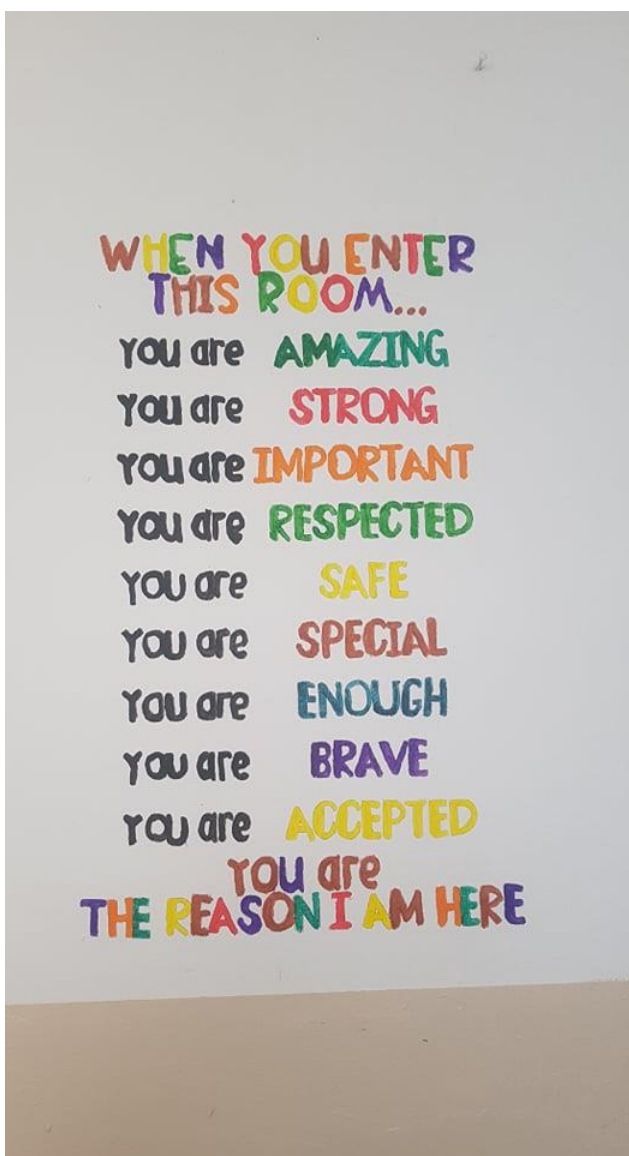
We can say we recycled as much as we could!

9- Sending Messages via Art

To use the art in motivating the students through kind messages in their classrooms and nice shapes to encourage the students to love their school and to create a connection between them and the volunteers and keep the memory of the project in their minds.



Introduce the experience to the other people who may have the same interest as the volunteers to advertise this type of projects meet the targeted criteria (students and Youth) in a Public space to be mutual location to gather all the people who may be interested to apply to be engaged in the projects locally or internationally.



11-Energizers:

Games, and ice breaker activities to bring energy into the room. Get people moving, have fun, and ensure your group's energy level is up and everyone is ready to have a productive workshop or meeting with great energizer activities.



12-Use of the Internet, Media and Printed broadcasts:

Use the available technologies to promote our activities and pronounce the public all the updates of our volunteering experiences. Let's make audience to our project! This was the main idea but the method is so new to many of the participant's because it is on TV this time. We took an appointment and went into the studio of Valcea Unu TV where we debated the importance of ecological situation, causes and ideas to raise awareness about it in Romania.

In the addition to our VOLED EVS Facebook page

<https://www.facebook.com/voled.evs>

Appearance on two different TV Shows, and procures, fliers and Newsletter also the Project webpage.



13-Trainings and Youth Exchanges

To explore different cities in Romania meet other volunteers and raise our knowledge and have a different Ideas.

Also during our project the Bratianu high school has hosted a youth exchange to engage the students in a cultural exchange was between Romania and different countries under the topic of UNESCO Heritage



Pair- share Method:

14- Think-

(TPS) is a collaborative learning strategy in which students work together to solve a problem or answer a question about an assigned reading. This technique requires students to (1) think individually about a topic or answer to a question; and (2) share ideas with classmates.

As we did with the students in Bretianu High school they formed three groups each group should give some suggestions for the problems, outcomes and statistics and then they represented their thoughts with the others.

15-Community-based Sports Programs

Since we live in Dragasani for 1 year we had the chance to participate in a social event it was the Annual Marathon (Valcea Forest Run)



16- Community-based Social Solidarity Programs

As a part of the Romanian community we had the pleasure to organize a social Solidarity event to celebrate the start of the schools so we decided to organize a campaign to raise the required fund for the unfortunate students to help them and their families and start their new year with new supplies.



17- Conferences Method:

Conference and Research Symposium is positive change. To explore the ways in which environmental education informs and inspires, and how it builds human capacity, influences attitudes, and galvanizes actions to create healthier communities and a healthier environment for all.




18- Researching and Exploring Method:

This method aims to strengthen the student's ability to figure out the previous experiences related to the topic of the project or the information from different resources such as; YouTube, google, other people experiences and using the collected information in his/ her understanding for the cause.

In our project this method was so important we were searching all the time about new methods and new/different ideas to apply it in our work and the students were allowed to use their devices to search and find the information and share the founds with the others.

19- Demonstration Method:

This Method is used to communicate an idea with the aid of visuals such as flip charts, posters, power point, etc. A demonstration is the process of teaching someone how to make or do something in a step-by-step process. As you show how, you "tell" what you are doing.



Contents

..... 0

VOLUNTEERING for Environmental Education 1

Who we are? 1

Participated Countries: 1

Our Vision 1

Our Mission..... 1

Our Team Members..... 2

Our Project Album.....11

Our Methods table.....12

Methods19

At the End...

THANKS LIST

We would like to thank everyone has gave us the support and the help to make us feel as we are HOME!!

Many Thanks for our Organization represented by: Mr. Soare Catalen and Mr. Vasile Tavi for believing in us and help us to make this journey come true.

Thank You Erasmus+ for your continuous supportive work for the youth all around the world.

Big thanks to our Families back home for unconditional love.

Thank You Liceul Tehnologic Bratianu for the home you provided for the volunteers.